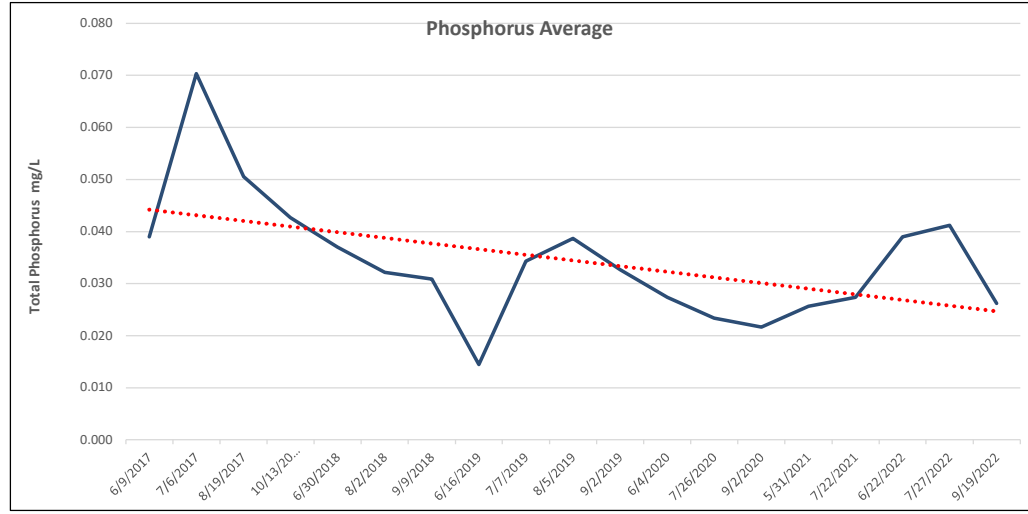


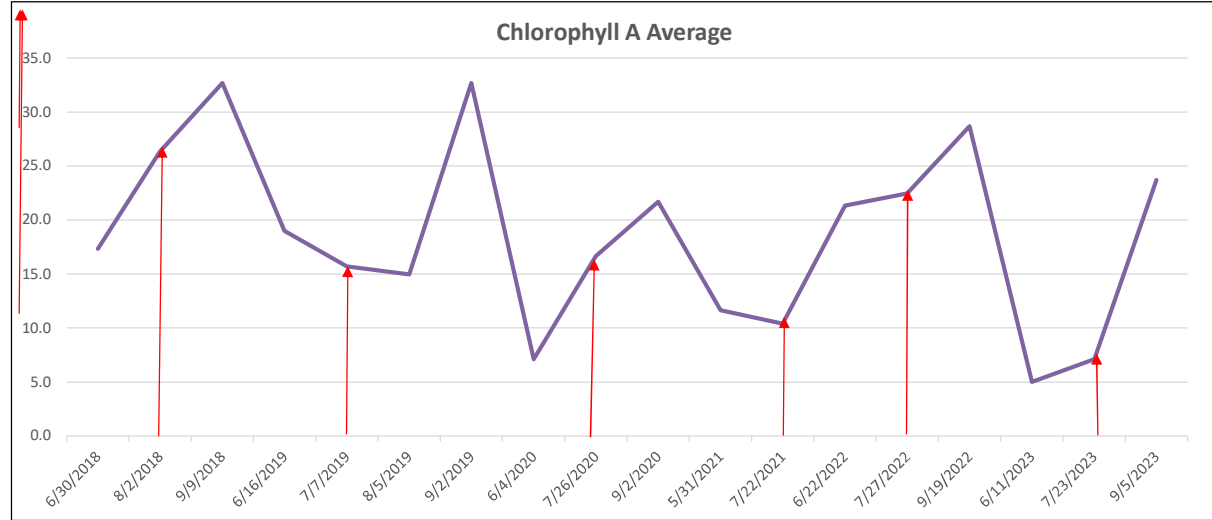
PHOSPHORUS

Date	South Lake	Narrows	North Lake	Pine Creek	Pine Creek Mouth	Strawberry Creek	Average
9/10/2013	0.029	0.03	0.044	0.044	0.027	0.043	0.036
10/4/2013	0.045	0.04	0.045	0.034	0.037	0.041	0.040
6/4/2014	0.029	0.022	0.028	0.11	0.042	0.06	0.049
7/7/2014	0.031	0.025	0.032	0.073	0.057	0.086	0.051
8/2/2014	0.033	0.035	0.032	0.03	0.044	0.071	0.041
9/13/2014	0.048	0.047	0.042	0.045	0.053	0.069	0.051
10/12/2014	0.055	0.049	0.059	0.022	0.028	0.045	0.043
6/5/2015	0.026	0.021	0.065	0.044	0.038	0.053	0.041
8/11/2015	0.018	0.026	0.026	0.03	0.029	0.062	0.032
9/27/2015	0.029	0.044	0.052	0.035	0.038	0.061	0.043
5/30/2016	0.026	0.024	0.018	0.039	0.03	0.04	0.030
6/28/2016	0.025	0.022	0.024	0.02	0.063	0.076	0.038
9/19/2016	0.04	0.039	0.044	0.048	0.052	0.058	0.047
6/9/2017	0.029	0.022	0.018	0.041	0.04	0.084	0.039
7/6/2017	0.028	0.025	0.024	0.095	0.09	0.16	0.070
8/19/2017	0.036	0.034	0.032	0.065	0.073	0.063	0.051
10/13/2017	0.04	0.048	0.046	0.039	0.037	0.046	0.043
6/30/2018	0.016	0.012	0.015	0.07	0.05	0.059	0.037
8/2/2018	0.023	0.015	0.021	0.039	0.042	0.053	0.032
9/9/2018	0.022	0.019	0.021	0.035	0.038	0.05	0.031
6/16/2019	0.013	0.0088	0.0046	0.0072	0.018	0.035	0.014
7/7/2019	0.028	0.019	0.018	0.062	0.021	0.058	0.034
8/5/2019	0.028	0.027	0.024	0.039	0.029	0.085	0.039
9/2/2019	0.023	0.041	0.042	0.031	0.021	0.038	0.033
6/4/2020	0.012	0.019	0.018	0.039	0.039	0.037	0.027
7/26/2020	0.009	0.009	0.01	0.035	0.03	0.047	0.023
9/2/2020	0.034	0.019	0.021	0.012	0.009	0.035	0.022
5/31/2021	0.016	0.023	0.021	0.023	0.02	0.051	0.026
7/22/2021	0.022	0.017	0.013	0.033	0.032	0.047	0.027
6/22/2022	0.022	0.021	0.024	0.047	0.051	0.069	0.039
7/27/2022	0.021	0.025	0.031	0.046	0.045	0.079	0.041
9/19/2022	0.019	0.015	0.034	0.019	0.034	0.036	0.026
6/11/2023	0.023	0.019	0.02	0.057	0.054	0.074	0.041
7/23/2023	0	0	0	0	0	0	0.000
9/5/2023	0.018	0.018	0.027	0.014	0.014	0.0047	0.016



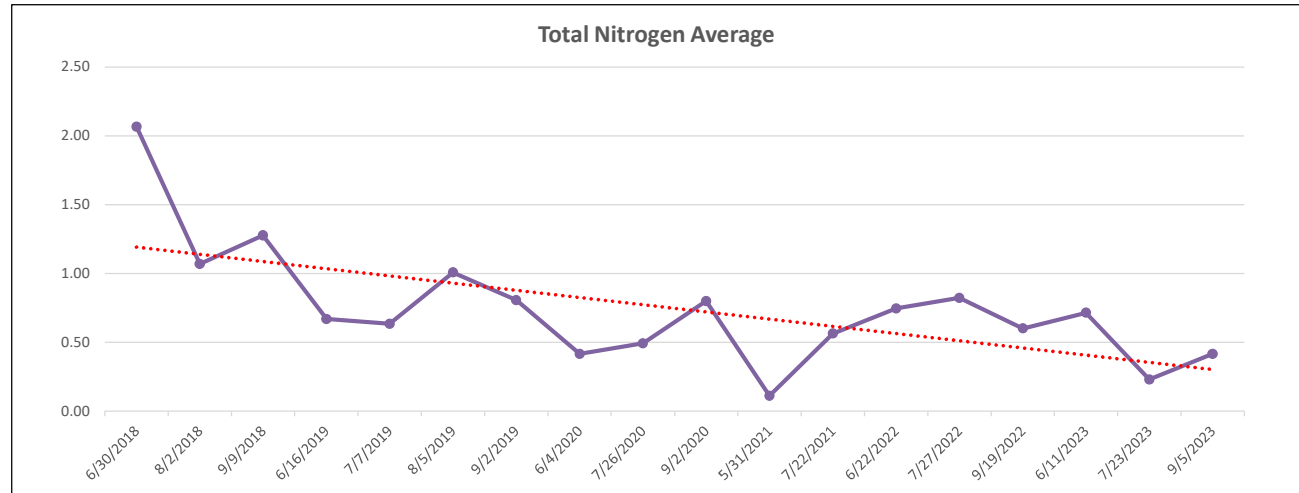
CHLOROPHYLL A

Date	South Lake	Narrows	North Lake	Average
7/7/2014	5	9	14	9.3
8/2/2014	10	11	13	11.3
9/13/2014	8	13	10	10.3
10/12/2014	10	10	9	9.7
6/5/2015	6	3 <1		4.5
8/11/2015	5	18	16	13.0
9/27/2015	8	14	26	16.0
5/30/2016	10.4	12	8.5	10.3
6/28/2016	8.2	11.3	8.8	9.4
9/19/2016	17.5	43	53.4	38.0
6/9/2017	4	6	7.6	5.9
7/6/2017	12.6	8.4	4.9	8.6
8/19/2017	10.3	9.5	23.2	14.3
10/13/2017	11.6	20.3	21.1	17.7
6/30/2018	18	19	15	17.3
8/2/2018	25	32	22	26.3
9/9/2018	33	31	34	32.7
6/16/2019	7	25	25	19.0
7/7/2019	28	7.1	12	15.7
8/5/2019	12.4	14.5	18	15.0
9/2/2019	16	29	53	32.7
6/4/2020	3.5	10	7.8	7.1
7/26/2020	15	15	20	16.7
9/2/2020	15	23	27	21.7
5/31/2021	12	13	10	11.7
7/22/2021	6.6	9.6	15	10.4
6/22/2022	21	20	23	21.3
7/27/2022	7.4	25	35	22.5
9/19/2022	12	28	46	28.7
6/11/2023	5.6	4.6	4.8	5.0
7/23/2023	6.2	5.3	9.8	7.1
9/5/2023	5.1	37	29	23.7



TOTAL NITROGEN

Date	South Lake	Narrows	North Lake	Average
7/7/2014	0.8	0.8	0.9	0.83
8/2/2014	0.9	0.9	1	0.93
9/13/2014	1	1	0.9	0.97
10/12/2014	0.8	0.9	0.8	0.83
6/5/2015	0.6	0.5	0.8	0.63
8/11/2015	0.6	0.7	0.7	0.67
9/27/2015	0.7	0.8	0.9	0.80
5/30/2016	0.55	0.66	0.63	0.61
6/28/2016	0.7	0.65	0.75	0.70
9/19/2016	1.1	1.1	1.2	1.13
6/9/2017	0.7	0.66	0.66	0.67
7/6/2017	0.86	0.68	0.62	0.72
8/19/2017	0.71	0.74	0.92	0.79
10/13/2017	0.99	1.1	1	1.03
6/30/2018	2.5	1.9	1.8	2.07
8/2/2018	1.4	0.81	1	1.07
9/9/2018	0.93	1.6	1.3	1.28
6/16/2019	0.61	0.7	0.7	0.67
7/7/2019	0.6	0.68	0.62	0.63
8/5/2019	0.92	1	1.1	1.01
9/2/2019	0.88	0.76	0.78	0.81
6/4/2020	0.111	0.526	0.61	0.42
7/26/2020	0.111	0.579	0.787	0.49
9/2/2020	0.727	0.844	0.823	0.80
5/31/2021	0.111	0.111	0.111	0.11
7/22/2021	0.538	0.57	0.58	0.56
6/22/2022	0.867	0.724	0.646	0.75
7/27/2022	0.793	0.782	0.889	0.82
9/19/2022	0.509	0.618	0.676	0.60
6/11/2023	0.787	0.684	0.672	0.71
7/23/2023	0	0	0.691	0.23



SECCHI DISC

Date	South Lake	Narrows	North Lake	Average
7/7/2014	3.00	4.50	3.00	3.50
8/2/2014	3.50	3.00	3.00	3.17
9/13/2014	4.00	4.00	4.00	4.00
10/12/2014	3.50	4.25	4.50	4.08
6/5/2015	5.50	7.50	6.00	6.33
7/7/2015	7.50	8.00	8.00	7.83
8/11/2015	7.00	4.50	5.50	5.67
9/27/2015	6.50	4.00	3.50	4.67
5/30/2016	5.50	5.00	6.00	5.50
6/28/2016	8.50	5.75	6.25	6.83
9/19/2016	4.50	3.00	3.00	3.50
6/9/2017	7.00	5.50	5.50	6.00
7/6/2017	4.75	5.50	7.00	5.75
8/19/2017	4.25	4.00	3.75	4.00
10/13/2017	3.00	2.75	3.00	2.92
6/30/2018	5.25	4.50	4.25	4.67
8/2/2018	3.25	3.25	3.00	3.17
9/9/2018	4.00	3.50	3.50	3.67
6/16/2019	5.50	7.50	5.75	6.25
7/7/2019	4.75	5.25	4.25	4.75
8/5/2019	5.00	3.50	2.75	3.75
9/2/2019	4.75	3.50	3.25	3.83
6/4/2020	6.75	5.25	5.50	5.83
7/26/2020	7.25	5.75	4.50	5.83
9/2/2020	5.00	3.75	3.25	4.00
5/31/2021	6.25	6.00	6.50	6.25
7/22/2021	11.50	8.75	8.00	9.42
6/22/2022	5.50	4.00	3.80	4.43
7/27/2022	4.00	4.20	4.00	4.07
9/19/2022	5.50	3.25	3.25	4.00

